

INFINITY[®]
CANOPY

INFINITE SHADE • INFINITE DESIGNS • INFINITE POSSIBILITIES

PREFABRICATED

MODULAR

ADAPTABLE

VERSATILE

RETRACTABLE

MODIFIABLE

INFINITE SIZE

INSTALLS QUICKLY

844-422-6679 . WWW.INFINITYCANOPY.COM

© INFINITY CANOPY, INC.



CANOPY REINVENTED

Infinity Canopy is the most dynamic and versatile shade system in the world! Its patented modular design replaces ordinary shade systems with an infinitely versatile, adaptable and customizable canopy that is retractable yet can cover small and very large areas. Infinity Canopy can be configured in one or multiple colors and modified even after installation to create new designs for any taste, style and need.

INFINITE SHADE


Infinity Canopy can be as long and wide as needed to fit any space. Individual shade panels connect together to create a canopy section in any length. Place multiple canopy sections up to 12 feet wide side by side to cover the space.

Infinity canopy is supported by a pair of aircraft cables drawn between any two points allowing the canopy to attach to pergolas, between two walls, straight or angled. For very long installations, the canopy can connect to additional cables for proper support.


INFINITE DESIGNS

Keep it simple with one color or create stunning designs with shade panels in a variety of colors. Add new colors or replace panels in minutes to match your new furniture, your favorite team's colors or get in the holiday spirit. With two or more colors create stunning patterns and interchange the panels for a fresh and new look.

One Color



Multi-Color





PATENTED, AWARD WINNING DESIGN

The innovative design of Infinity Canopy has been granted 9 US Patents and won various awards.

- * Industrial Fabrics Foundation Innovation Award
- * Best New Shade Product, IFAI EXPO
- * Best New Outdoor Product, HPBA EXPO

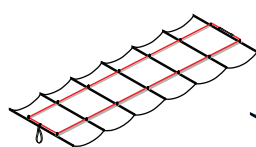


INFINITE POSSIBILITIES

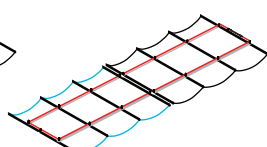
Infinity Canopy's unique modular design provides endless possibilities that can't be replicated by any other shade system.

- Create a single or multi-colored canopy.
- Change the color and design of an installed canopy.
- Open and close the canopy from either direction.
- Control the flatness and bowing of each panel.
- Add vertical panels for additional shade and privacy.
- Remove panels to create open and shaded sections.
- Add or remove panels to change the size of the canopy.
- Attach to existing structures, between walls or to posts.
- Install indoors to cover skylights and unfinished ceilings.
- Remove and reinstall for cleaning, repairs and winterization within minutes.

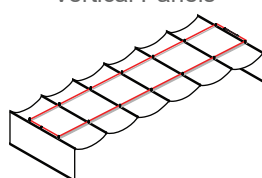
Typical Section



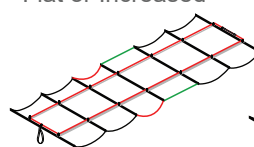
Two Sections Opening Towards the Middle



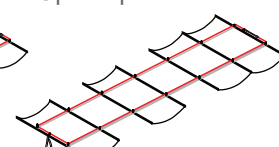
Section With Vertical Panels



Bellowing Change Flat or Increased



Section With Open Spaces



INFINITY CANOPY SHADE PANELS



Unlike ordinary canopies that are made of one continuous piece of fabric, Infinity Canopy is made of individual fabric panels that insert into the canopy's frame to form a seamless canopy in one or multiple colors, various patterns and in any length. The panels can be easily interchanged or replaced to create new patterns or repair and renew the canopy. We use the highest quality outdoor canvas and mesh fabrics in hundreds of colors, different transparencies and various features. Our fabrics are resistant to UV rays, mold, and fire, are easy to clean and maintain their color and beauty for 5-10 years.

INFINITY CANOPY HARDWARE

Infinity Canopy frame and hardware is made from the highest quality marine grade stainless steel and anodized aluminum to provide years of reliable performance in the harshest conditions. Each part is unique and specifically engineered to provide multiple functions, install easily and can be replaced if needed.

Infinity Canopy's aluminum profile is strong, light weight and brings the canopy's components together. The clips that ride the cables can be placed anywhere along the profiles to match the cables' location and allow the canopy to adapt to any space. The fabric panels insert into the bottom openings of the profile creating a seamless fabric shade and the end caps close the profile ends keeping the panels from sliding out.



Infinity Canopy's stainless steel clip have wheels for easy movement and easily attach and detach the canopy to the cables allowing it to be taken down for maintenance, winterization or storms and reinstalled within minutes.

INFINITY CANOPY OPERATION

Move your canopy with the included pull cord or upgrade to magnetic latch or pulley and rope systems for better control and elegance. The magnetic latch keeps the canopy in the shade position and the rope and pulley keeps the canopy where you leave it. Both systems allow wind to push back the canopy to reduce the stress during wind events. Motorization adds another dimension of control and automation to Infinity Canopy for the right project. A motorized system can be controlled with a remote, wind and rain sensor, smart phone app and connected to popular smart home automation systems.

INFINITY CANOPY WARRANTY

Infinity Canopy parts and panels are backed with our 5 year limited warranty against defects in materials and workmanship. For details please consult with an authorized Infinity Canopy distributor or visit Infinitycanopy.com

Authorized Distributor:

US PATENTS: 9938723, 9745755, 9470012, 9255441, D822465, D814274, D792611, D770643, D764262

